

10.3 Quadratic Equations and Rotations

In this section, we examine the Cartesian graph of any equation

$$Ax^2 + Bxy + Cy^2 + Dx + Ey + F = 0, \tag{1}$$

in which A , B , and C are not all zero, and show that it is nearly always a conic section. The exceptions are the cases in which there is no graph at all or the graph consists of two parallel lines. It is conventional to call all graphs of Equation (1), curved or not, **quadratic curves**.

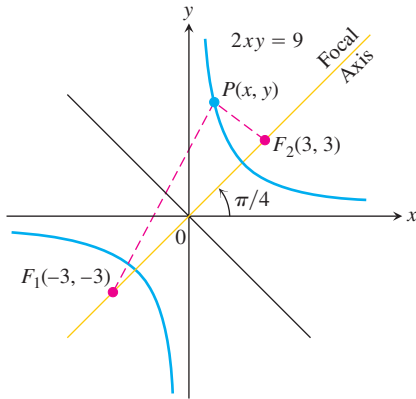


FIGURE 10.22 The focal axis of the hyperbola $2xy = 9$ makes an angle of $\pi/4$ radians with the positive x -axis.

The Cross Product Term

You may have noticed that the term Bxy did not appear in the equations for the conic sections in Section 10.1. This happened because the axes of the conic sections ran parallel to (in fact, coincided with) the coordinate axes.

To see what happens when the parallelism is absent, let us write an equation for a hyperbola with $a = 3$ and foci at $F_1(-3, -3)$ and $F_2(3, 3)$ (Figure 10.22). The equation $|PF_1 - PF_2| = 2a$ becomes $|PF_1 - PF_2| = 2(3) = 6$ and

$$\sqrt{(x + 3)^2 + (y + 3)^2} - \sqrt{(x - 3)^2 + (y - 3)^2} = \pm 6.$$

When we transpose one radical, square, solve for the radical that still appears, and square again, the equation reduces to

$$2xy = 9, \tag{2}$$

a case of Equation (1) in which the cross product term is present. The asymptotes of the hyperbola in Equation (2) are the x - and y -axes, and the focal axis makes an angle of $\pi/4$

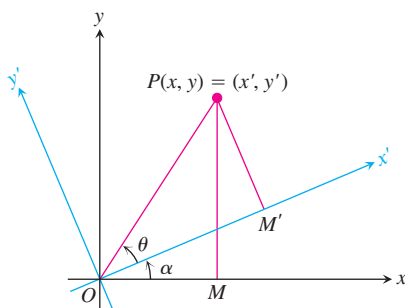


FIGURE 10.23 A counterclockwise rotation through angle α about the origin.

radians with the positive x -axis. As in this example, the cross product term is present in Equation (1) only when the axes of the conic are tilted.

To eliminate the xy -term from the equation of a conic, we rotate the coordinate axes to eliminate the “tilt” in the axes of the conic. The equations for the rotations we use are derived in the following way. In the notation of Figure 10.23, which shows a counterclockwise rotation about the origin through an angle α ,

$$\begin{aligned}x &= OM = OP \cos(\theta + \alpha) = OP \cos \theta \cos \alpha - OP \sin \theta \sin \alpha \\y &= MP = OP \sin(\theta + \alpha) = OP \cos \theta \sin \alpha + OP \sin \theta \cos \alpha.\end{aligned}\quad (3)$$

Since

$$OP \cos \theta = OM' = x'$$

and

$$OP \sin \theta = M'P = y',$$

Equations (3) reduce to the following.

Equations for Rotating Coordinate Axes

$$\begin{aligned}x &= x' \cos \alpha - y' \sin \alpha \\y &= x' \sin \alpha + y' \cos \alpha\end{aligned}\quad (4)$$

EXAMPLE 1 Finding an Equation for a Hyperbola

The x - and y -axes are rotated through an angle of $\pi/4$ radians about the origin. Find an equation for the hyperbola $2xy = 9$ in the new coordinates.

Solution Since $\cos \pi/4 = \sin \pi/4 = 1/\sqrt{2}$, we substitute

$$x = \frac{x' - y'}{\sqrt{2}}, \quad y = \frac{x' + y'}{\sqrt{2}}$$

from Equations (4) into the equation $2xy = 9$ and obtain

$$\begin{aligned}2\left(\frac{x' - y'}{\sqrt{2}}\right)\left(\frac{x' + y'}{\sqrt{2}}\right) &= 9 \\x'^2 - y'^2 &= 9 \\\frac{x'^2}{9} - \frac{y'^2}{9} &= 1.\end{aligned}$$

See Figure 10.24. ■

If we apply Equations (4) to the quadratic equation (1), we obtain a new quadratic equation

$$A'x'^2 + B'x'y' + C'y'^2 + D'x' + E'y' + F' = 0. \quad (5)$$

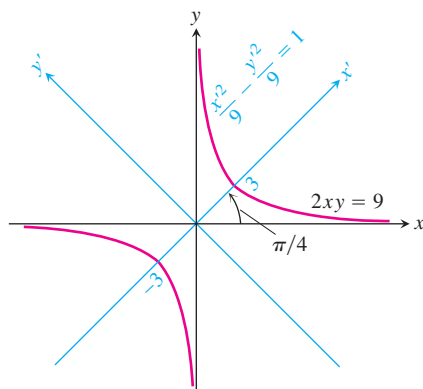


FIGURE 10.24 The hyperbola in Example 1 (x' and y' are the coordinates).

The new and old coefficients are related by the equations

$$\begin{aligned}
 A' &= A \cos^2 \alpha + B \cos \alpha \sin \alpha + C \sin^2 \alpha \\
 B' &= B \cos 2\alpha + (C - A) \sin 2\alpha \\
 C' &= A \sin^2 \alpha - B \sin \alpha \cos \alpha + C \cos^2 \alpha \\
 D' &= D \cos \alpha + E \sin \alpha \\
 E' &= -D \sin \alpha + E \cos \alpha \\
 F' &= F.
 \end{aligned} \tag{6}$$

These equations show, among other things, that if we start with an equation for a curve in which the cross product term is present ($B \neq 0$), we can find a rotation angle α that produces an equation in which no cross product term appears ($B' = 0$). To find α , we set $B' = 0$ in the second equation in (6) and solve the resulting equation,

$$B \cos 2\alpha + (C - A) \sin 2\alpha = 0,$$

for α . In practice, this means determining α from one of the two equations

Angle of Rotation

$$\cot 2\alpha = \frac{A - C}{B} \quad \text{or} \quad \tan 2\alpha = \frac{B}{A - C}. \tag{7}$$

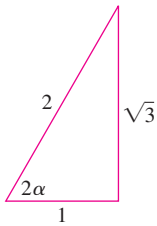


FIGURE 10.25 This triangle identifies $2\alpha = \cot^{-1}(1/\sqrt{3})$ as $\pi/3$ (Example 2).

EXAMPLE 2 Finding the Angle of Rotation

The coordinate axes are to be rotated through an angle α to produce an equation for the curve

$$2x^2 + \sqrt{3}xy + y^2 - 10 = 0$$

that has no cross product term. Find α and the new equation. Identify the curve.

Solution The equation $2x^2 + \sqrt{3}xy + y^2 - 10 = 0$ has $A = 2, B = \sqrt{3}$, and $C = 1$. We substitute these values into Equation (7) to find α :

$$\cot 2\alpha = \frac{A - C}{B} = \frac{2 - 1}{\sqrt{3}} = \frac{1}{\sqrt{3}}.$$

From the right triangle in Figure 10.25, we see that one appropriate choice of angle is $2\alpha = \pi/3$, so we take $\alpha = \pi/6$. Substituting $\alpha = \pi/6, A = 2, B = \sqrt{3}, C = 1, D = E = 0$, and $F = -10$ into Equations (6) gives

$$A' = \frac{5}{2}, \quad B' = 0, \quad C' = \frac{1}{2}, \quad D' = E' = 0, \quad F' = -10.$$

Equation (5) then gives

$$\frac{5}{2}x'^2 + \frac{1}{2}y'^2 - 10 = 0, \quad \text{or} \quad \frac{x'^2}{4} + \frac{y'^2}{20} = 1.$$

The curve is an ellipse with foci on the new y' -axis (Figure 10.26). ■

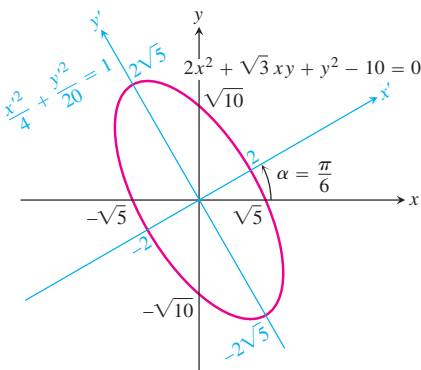


FIGURE 10.26 The conic section in Example 2.

Possible Graphs of Quadratic Equations

We now return to the graph of the general quadratic equation.

Since axes can always be rotated to eliminate the cross product term, there is no loss of generality in assuming that this has been done and that our equation has the form

$$Ax^2 + Cy^2 + Dx + Ey + F = 0. \quad (8)$$

Equation (8) represents

- (a) a *circle* if $A = C \neq 0$ (special cases: the graph is a point or there is no graph at all);
- (b) a *parabola* if Equation (8) is quadratic in one variable and linear in the other;
- (c) an *ellipse* if A and C are both positive or both negative (special cases: circles, a single point, or no graph at all);
- (d) a *hyperbola* if A and C have opposite signs (special case: a pair of intersecting lines);
- (e) a *straight line* if A and C are zero and at least one of D and E is different from zero;
- (f) *one or two straight lines* if the left-hand side of Equation (8) can be factored into the product of two linear factors.

See Table 10.3 for examples.

TABLE 10.3 Examples of quadratic curves $Ax^2 + Bxy + Cy^2 + Dx + Ey + F = 0$

	A	B	C	D	E	F	Equation	Remarks
Circle	1		1			-4	$x^2 + y^2 = 4$	$A = C; F < 0$
Parabola			1	-9			$y^2 = 9x$	Quadratic in y , linear in x
Ellipse	4		9			-36	$4x^2 + 9y^2 = 36$	A, C have same sign, $A \neq C; F < 0$
Hyperbola	1		-1			-1	$x^2 - y^2 = 1$	A, C have opposite signs
One line (still a conic section)	1						$x^2 = 0$	y -axis
Intersecting lines (still a conic section)		1		1	-1	-1	$xy + x - y - 1 = 0$	Factors to $(x - 1)(y + 1) = 0$, so $x = 1, y = -1$
Parallel lines (not a conic section)	1			-3		2	$x^2 - 3x + 2 = 0$	Factors to $(x - 1)(x - 2) = 0$, so $x = 1, x = 2$
Point	1		1				$x^2 + y^2 = 0$	The origin
No graph	1					1	$x^2 = -1$	No graph

The Discriminant Test

We do not need to eliminate the xy -term from the equation

$$Ax^2 + Bxy + Cy^2 + Dx + Ey + F = 0 \quad (9)$$

to tell what kind of conic section the equation represents. If this is the only information we want, we can apply the following test instead.

As we have seen, if $B \neq 0$, then rotating the coordinate axes through an angle α that satisfies the equation

$$\cot 2\alpha = \frac{A - C}{B} \quad (10)$$

will change Equation (9) into an equivalent form

$$A'x'^2 + C'y'^2 + D'x' + E'y' + F' = 0 \quad (11)$$

without a cross product term.

Now, the graph of Equation (11) is a (real or degenerate)

- (a) *parabola* if A' or $C' = 0$; that is, if $A'C' = 0$;
- (b) *ellipse* if A' and C' have the same sign; that is, if $A'C' > 0$;
- (c) *hyperbola* if A' and C' have opposite signs; that is, if $A'C' < 0$.

It can also be verified from Equations (6) that for any rotation of axes,

$$B^2 - 4AC = B'^2 - 4A'C'. \quad (12)$$

This means that the quantity $B^2 - 4AC$ is not changed by a rotation. But when we rotate through the angle α given by Equation (10), B' becomes zero, so

$$B^2 - 4AC = -4A'C'.$$

Since the curve is a parabola if $A'C' = 0$, an ellipse if $A'C' > 0$, and a hyperbola if $A'C' < 0$, the curve must be a parabola if $B^2 - 4AC = 0$, an ellipse if $B^2 - 4AC < 0$, and a hyperbola if $B^2 - 4AC > 0$. The number $B^2 - 4AC$ is called the **discriminant** of Equation (9).

The Discriminant Test

With the understanding that occasional degenerate cases may arise, the quadratic curve $Ax^2 + Bxy + Cy^2 + Dx + Ey + F = 0$ is

- (a) a **parabola** if $B^2 - 4AC = 0$,
- (b) an **ellipse** if $B^2 - 4AC < 0$,
- (c) a **hyperbola** if $B^2 - 4AC > 0$.

EXAMPLE 3 Applying the Discriminant Test

- (a) $3x^2 - 6xy + 3y^2 + 2x - 7 = 0$ represents a parabola because

$$B^2 - 4AC = (-6)^2 - 4 \cdot 3 \cdot 3 = 36 - 36 = 0.$$

- (b) $x^2 + xy + y^2 - 1 = 0$ represents an ellipse because

$$B^2 - 4AC = (1)^2 - 4 \cdot 1 \cdot 1 = -3 < 0.$$

- (c) $xy - y^2 - 5y + 1 = 0$ represents a hyperbola because

$$B^2 - 4AC = (1)^2 - 4(0)(-1) = 1 > 0. \quad \blacksquare$$

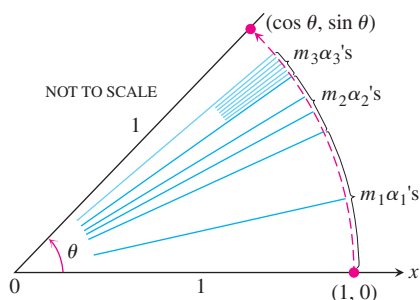


FIGURE 10.27 To calculate the sine and cosine of an angle θ between 0 and 2π , the calculator rotates the point $(1, 0)$ to an appropriate location on the unit circle and displays the resulting coordinates.

USING TECHNOLOGY How Calculators Use Rotations to Evaluate Sines and Cosines

Some calculators use rotations to calculate sines and cosines of arbitrary angles. The procedure goes something like this: The calculator has, stored,

1. ten angles or so, say

$$\alpha_1 = \sin^{-1}(10^{-1}), \quad \alpha_2 = \sin^{-1}(10^{-2}), \quad \dots, \quad \alpha_{10} = \sin^{-1}(10^{-10}),$$

and

2. twenty numbers, the sines and cosines of the angles $\alpha_1, \alpha_2, \dots, \alpha_{10}$.

To calculate the sine and cosine of an arbitrary angle θ , we enter θ (in radians) into the calculator. The calculator subtracts or adds multiples of 2π to θ to replace θ by the angle between 0 and 2π that has the same sine and cosine as θ (we continue to call the angle θ). The calculator then “writes” θ as a sum of multiples of α_1 (as many as possible without overshooting) plus multiples of α_2 (again, as many as possible), and so on, working its way to α_{10} . This gives

$$\theta \approx m_1\alpha_1 + m_2\alpha_2 + \dots + m_{10}\alpha_{10}.$$

The calculator then rotates the point $(1, 0)$ through m_1 copies of α_1 (through α_1 , m_1 times in succession), plus m_2 copies of α_2 , and so on, finishing off with m_{10} copies of α_{10} (Figure 10.27). The coordinates of the final position of $(1, 0)$ on the unit circle are the values the calculator gives for $(\cos \theta, \sin \theta)$.